


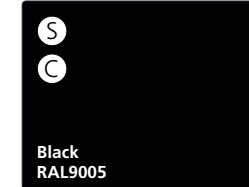
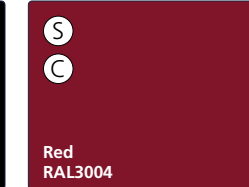
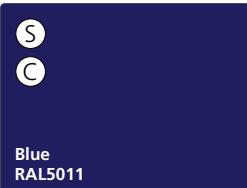
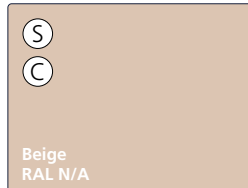
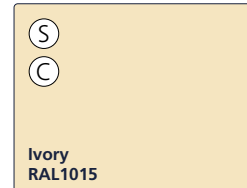
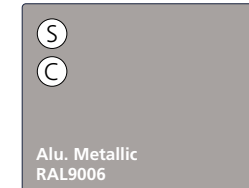
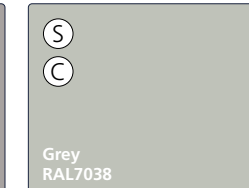






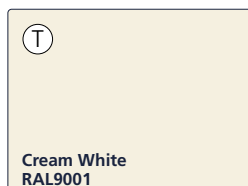






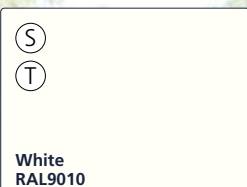
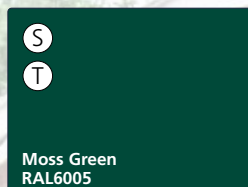
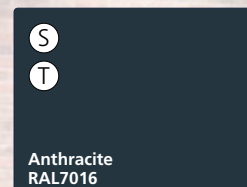

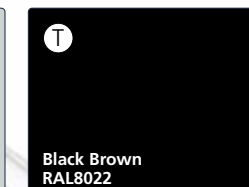
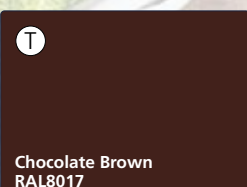

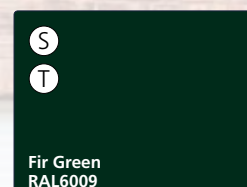

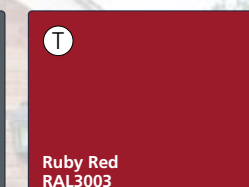
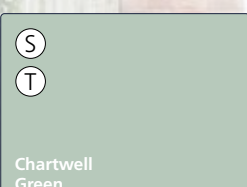




Colour Finishes Available

Standard Colour Range

 White RAL9010	 Brown RAL8019	 Fir Green RAL6009	 Black RAL9005	 Red RAL3004
 Blue RAL5011	 Beige RAL N/A	 Ivory RAL1015	 Alu. Metallic RAL9006	 Grey RAL7038
 Anthracite RAL7016	 Chartwell Green	 Graphite RAL2100	 Golden Oak	 Rosewood
 Moss Green RAL6005	 Cream White RAL9001	 Traffic White RAL9016	<p>(S) This profile colour is available with colour coordinated guides and canopy.</p> <p>(C) This profile colour is also available in the Compact garage door version.</p> <p>(T) Additional manufacturing time required for this colour.</p>	


Wood Effect Foil Finished Range

 Golden Oak	 Rosewood	 Mahogany	 Dark Oak	 Irish Oak
 White RAL9010	 Moss Green RAL6005	 Anthracite RAL7016	 Light Grey RAL7035	 Black Brown RAL8022
 Chocolate Brown RAL8017	 Grey RAL7038	 Fir Green RAL6009	 Basalt Grey RAL7012	 Ruby Red RAL3003
 Chartwell Green	 Red Wine RAL3005	 Slate Grey RAL7015	<p>(S) This profile colour is available with colour coordinated guides and canopy.</p> <p>(C) This profile colour is also available in the Compact garage door version.</p> <p>(T) Additional manufacturing time required for this colour.</p>	

Please note that the printing process does not allow exact reproduction of the paint colours. If you are unsure of your colour, please ask your approved installer for a free sample.



Approved Installer



Please note some marking may occur at the top of the concave side of the door over time. This is unavoidable and due to the rolling nature of the product and locking mechanism. DRS Premier is a brand name of DRS UK. DRS UK reserve the right to alter specifications to the design and the manufacture process without notification. All specifications are correct at time of publication, errors and omissions excepted.



2021/2022

Garage Doors

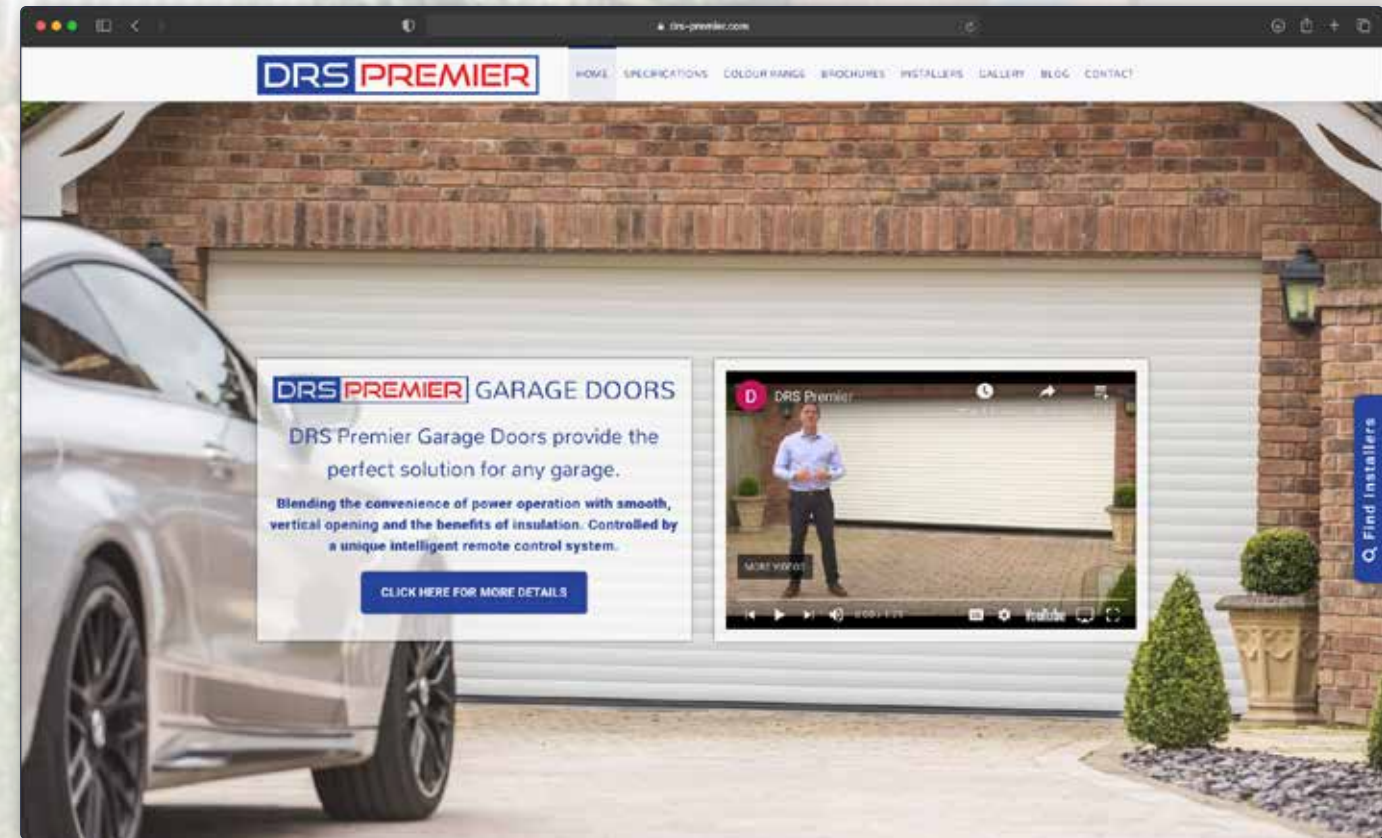


Garage Doors

Blending the convenience of power operation with smooth, vertical opening and the benefits of insulation, the DRS Premier Garage Door provides the perfect solution for any garage. Manufactured from foam filled aluminium lath, available in eighteen standard colours and eighteen wood effect foil finishes, you can be confident that there is a DRS Premier Garage Door to suit your requirements and enhance your property.

Controlled by a unique intelligent remote control system, operation is simply effortless.

Additional benefits include security, reduction in heat loss and exterior noise whilst freeing up valuable garage and driveway space. A vehicle can be parked within 50mm of the door without disrupting operation. Committed to offering the perfect garage door, all DRS Premier Garage Doors are manufactured using the highest quality components and safety is never compromised.



Visit our website for more details at www.drs-premier.com

Profile

DRS Premier Garage Doors are manufactured from heavy duty, twin wall, CFC free foam filled aluminium profile. The use of foam provides strength and proven insulation values, reducing heat loss and exterior noise.

Guide Section c/w Brush Strips

Our deep, heavy duty guide section provides safety and security against high winds and would-be intruders. The brush strips protect the curtain from unnecessary wear and ensure smooth operation whilst also reducing heat loss and exterior noise.

Electrically Operated

Powered by a fully CE compliant motor with a manual override facility allowing the door to be operated manually in the event of a mains failure.

Canopy Cover

Supplying a full colour matched canopy as standard gives additional strength to the construction of the garage door whilst shielding and covering the moving parts.

Bottom Profile Rail

A heavy duty extruded aluminium bottom rail complete with a deep rubber seal provides additional strength and protection against adverse weather conditions.

Safety Edge


Optical constantly monitoring wireless safety edge system is supplied as standard with every DRS Premier garage door. Activation by physical obstruction immediately stops and returns the door to the fully open position. Our safety edge system is Category 3 compliant, fully complying with current legislation.

Auto-Locks

These heavy duty anti-lift devices offer security against would be intruders by preventing the door from being opened when in the fully closed position.

Safety Brake

In the unlikely event of a motor failure our garage doors are fitted with a CE compliant anti-fall back device which prevents it from free-falling when in the open position.



Where there is limited headroom, a Compact version is available

Standard Specifications

Premier Remote Control

Remote control kit c/w 2 transmitters, courtesy light, push button and wireless optical safety edge system. Controlled by a fully CE compliant, intelligent rolling code radio remote control system with courtesy light, push button and two hand held transmitters. Rolling code technology generates a unique code every operation eliminating the possibility of code copying.

Transmitters Available

Dual Channel:

Two button, dual channel transmitter. Allows dedicated open/close operation of one garage door or sequential open/stop/close operation of up to 2 doors. QUALFOB2 supplied as standard with an option to upgrade to our Premium QUALPREM2 handset.

Four Channel:

Four button, four channel transmitter. Allows dedicated open/close operation of two garage doors or sequential open/stop/close operation of up to 4 doors. QUALFOB4 or QUALPREM4 handsets available.

Optional Accessories

Low Level Override:

The secure, external, low-level override system allows you to manually operate the door in the event of mains failure, should there be no other means of access to your garage.

Battery Back Up:

The battery back-up system is an uninterrupted power supply that allows you to electrically operate the door in the event of mains failure, should there be no other means of access to your garage.

